


ENGLISH  
THE H BROTHERS



The H Brothers is a fun way to help your child learn the digraphs CH, SH, WH, TH, and PH.

Tell your child the following story:

There once were five brothers. They were called the H brothers because they all had a letter H in their name. Each brother liked to make a particular sound.

**Crazy Charlie** went around making silly, crazy faces and made the sound CH, CH, CH over and over again.

**Impolite Theo** was not very nice. He liked to go around sticking his tongue out to anybody that came close to him. He made the sound TH, TH, as his tongue came out.

**Musical Whit** was the third brother. He loved to whistle and make music with his mouth. He liked to make the sound WH, WH, WH as he practiced blowing air out of his mouth.

**Quiet Shawn** liked silence. He went around saying SH, SH, SH to remind everybody to keep quiet.

**Talkative Phil** loved to talk. He always got on the PHone and talked for a long time. When he was looking for his phone, he would go around making the sound PH, PH PH, and ask: where is my PHone?

Ask your child to find the digraphs on each brother's name, point to them and say the sound. I would recommend you introduce one brother at a time. When your child knows that sound, then go on to introduce the next brother. Complete the coloring and tracing activity with your child.


Thank you for downloading this file! I hope it can be useful to your family!

If you would like to share, please share a link to my blog or to the page that hosts these files.

Please do not link directly to just the PDF files. Please do not host or sell these files anywhere else.


# The H Brothers

**ch**




**Crazy Charlie**

**th**




**Impolite Theo**

**wh**




**Musical Whit**

**sh**



**Quiet Shawn**

**ph**



**Talkative Phil**